

MANAGED FUND

OLD MUTUAL MULTI-MANAGERS FACT SHEET DECEMBER 2018

INCEPTION DATE

April 2010

ASSETS UNDER MANAGEMENT

R2 539 214 274.58

FUND OBJECTIVE

The Fund is an investment policy wrapped portfolio (in terms of the Long Term Insurance Act) and aims to outperform the median of the Alexander Forbes Global Large Manager Watch (AFLMW) by maintaining the maximum equity exposure allowed under Prudential Investment Guidelines and also utilises the freedom to invest in property and alternative assets. Capital depreciation is possible. This policy based investment is specifically designed for institutional investors and is managed to comply with Regulation 28 of the Pension funds Act of South Africa.

BENCHMARK

Median of Alexander Forbes Global Large Manager Watch

TARGET

To outperform the median of the Alexander Forbes Global Large Manager Watch.

MANAGER ALLOCATION

Manager	Allocation
Coronation Balanced	28.9%
Prudential Balanced	28.9%
Foord Balanced	22.1%
Allan Gray	20.1%

As of 1 April 2016 Coronation Managed was replaced by Coronation Global Balanced Houseview.

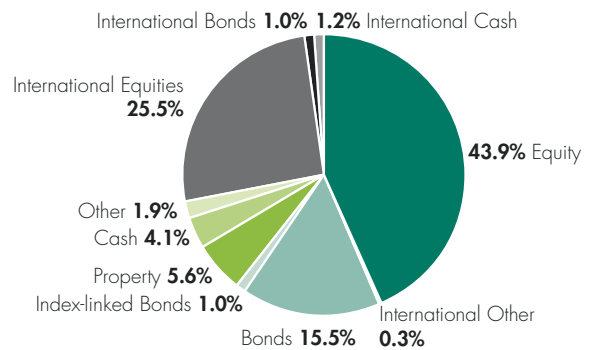
Source: Old Mutual Multi-Managers

5 YEAR ANNUALISED RISK ADJUSTED RETURNS

	Return (%)	Std Dev (%)
Managed Fund	5.8	7.3
JSE SWIX	5.9	11.0
JSE Capped Swix	5.3	10.3
ALBI	7.7	7.9
STeFI	6.9	0.2
SA Listed Property	5.7	13.6
MSCI World Index	16.2	14.2

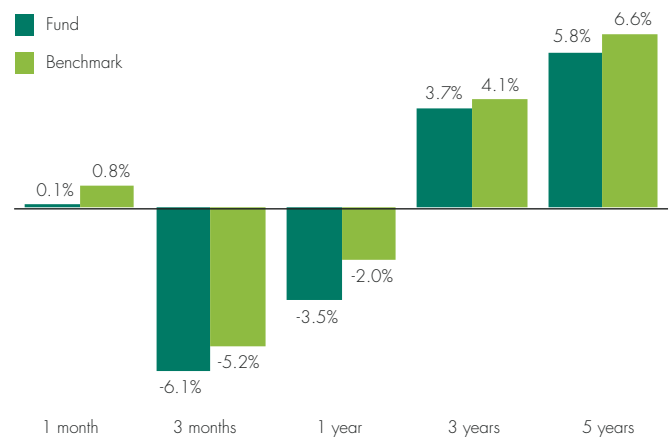
Sources: Old Mutual Multi-Managers/HNet

ACTUAL ASSET ALLOCATION



Source: Old Mutual Multi-Managers

HISTORICAL RETURNS AS AT 31 DECEMBER 2018



- Returns for periods greater than 1 year are annualised.
- All returns reflected are net of performance fees paid to underlying managers. Benchmark returns are gross of fees.
- Returns stated are net of net priced asset manager fees and gross of Old Mutual Multi-Managers fees.

Sources: Old Mutual Multi-Managers/HNet

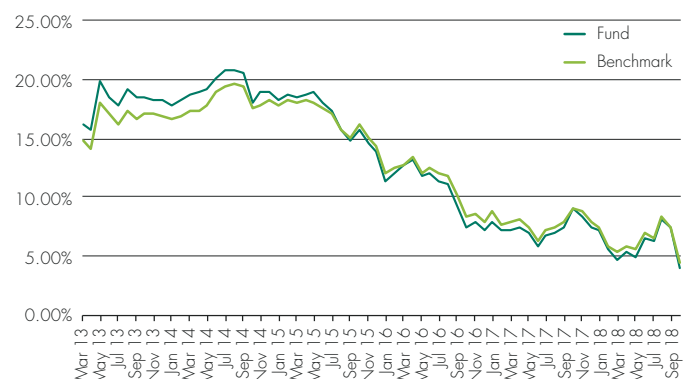
CALENDAR YEAR PERFORMANCE (%)

	2018	2017	2016	2015	2014
Fund	-3.5%	11.8%	3.5%	7.2%	10.7%
Benchmark	-2.0%	11.5%	3.3%	9.1%	11.6%

¹ Year-to-date returns

Sources: Old Mutual Multi-Managers/HNet

3 YEARS ROLLING RETURNS



Sources: Old Mutual Multi-Managers/HNet



HELPLINE +27 21 524 4430 | FACSIMILE +27 21 441 1199 | EMAIL ommmclientquery@ommm.co.za | INTERNET www.ommultimanagers.co.za

Old Mutual Multi-Managers is a division of Old Mutual Life Assurance Company (South Africa) Limited. Registration number 1999/004643/06. Old Mutual Life Assurance Company (South Africa) Limited is a licensed financial services provider, FSP 703, authorised in terms of the Financial Advisory and Intermediary Services Act 37 of 2002 to furnish advice and render intermediary services with regard to long-term insurance and pension fund benefits as well as providing intermediary services as a discretionary investment manager. The investment portfolios are market-linked and policy based. Investors' rights and obligations are set out in the relevant contracts. Market fluctuations and changes in rates of exchange or taxation may have an effect on the value, price or income of investments. Since the performance of financial markets fluctuates, an investor may not get back the full amount invested. Past performance is not necessarily a guide to future investment performance. Guarantees on returns and against capital losses are not provided. All returns are rand returns unless otherwise stated. Whilst every care has been taken in compiling the information in this document, the information is not advice and Old Mutual Multi-Managers and/or its associates do not give any warranty as to the accuracy or completeness of the information provided and disclaim all liability for any loss or expense, however caused, arising from any use of or reliance upon the information.