



OLD MUTUAL MULTI-MANAGERS DEFENSIVE LIFE FUND

MARCH 2025

PRODUCT AVAILABILITY	Old Mutual Wealth	MAX
Investment Plan (LIFE)		•
Investment Plan (LISP)		
Retirement Annuity		•
Preservation Fund		
Living Annuity		•

FUND INFORMATION

RISK PROFILE



RECOMMENDED MINIMUM INVESTMENT TERM



FUND OBJECTIVE

The portfolio gives investors the opportunity to grow their capital and income at a moderate pace through active asset allocation. The portfolio invests in a diversified blend of South African and global managers who may invest in listed shares, fixed interest securities, listed property and cash. The portfolio aims to achieve a return in the range of 3% to 4% per annum above inflation over rolling three-year periods.

BENCHMARK: CPI

PERFORMANCE TARGET: CPI + 3% to 4% p.a. (net of fees)

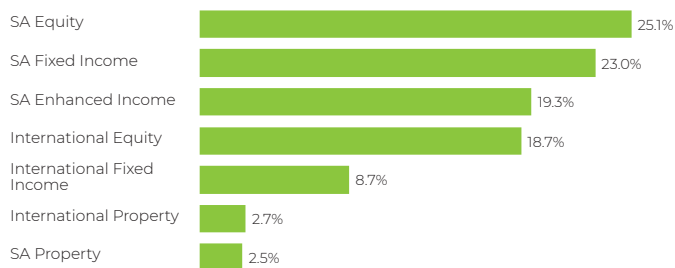
Performance is targeted over the recommended minimum investment term and is not guaranteed.

FUND MANAGER(S): Old Mutual Multi-Managers

LAUNCH DATE: 01/10/2001

SIZE OF FUND: R269m

ASSET CLASS EXPOSURES



TOP 10 EQUITY EXPOSURES

HOLDING	% OF FUND
Naspers Ltd	2.7%
FirstRand Ltd	2.1%
Prosus NV	1.7%
Standard Bank	1.5%
AngloGold Ashanti Ltd	1.2%
ABSA Group Ltd	1.2%
Anglo American	0.9%
MTN Group Ltd	0.9%
British American Tobacco	0.7%
Bidcorp	0.7%
Total	13.5%

MANAGER SELECTION

ASSET CLASS	MANAGER SPLIT
SA equity	M&G Investments, CORONATION, Ninety One, OLDMUTUAL
Boutique equity portfolio	360ONE, bateleur capital, LAURIUM CAPITAL
SA fixed income	M&G Investments, CORONATION, ALUWANI, TEREBINTH CAPITAL, Prescient, FUTUREGROWTH, MATRIX
SA property	CATALYST, Sesfikile Capital
International equity	WELLINGTON MANAGEMENT, HARRIS ASSOCIATES, Ninety One, OLDMUTUAL, BAILLIE GIFFORD, MONTRUSCO BOLTON, Federated Hermes, JUPITER
International fixed income	Newfleet, iShares by BLACKROCK, Morgan Stanley
International property	CATALYST, BLACKROCK, RESOLUTION CAPITAL

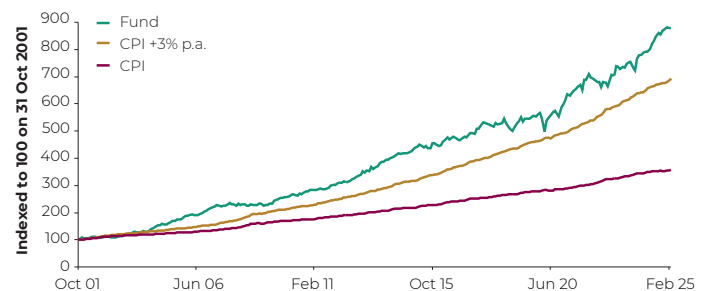
FUND PERFORMANCE AS AT 31/03/2025

	% PERFORMANCE (ANNUALISED)					
	1-Yr	3-Yr	5-Yr	7-Yr	10-Yr	Inception
Tax-exempt Investor	11.1%	8.4%	12.0%	7.9%	7.1%	9.7%
Performance Target: CPI +3%	6.2%	8.3%	7.8%	7.7%	8.0%	8.6%
Benchmark: CPI*	3.2%	5.3%	4.8%	4.7%	5.0%	5.6%
Retirement Fund	11.0%	8.4%	12.0%	7.9%	7.1%	9.4%
Private Investor	9.7%	7.3%	10.6%	6.6%	5.8%	7.9%

* The CPI figures are lagged by one month as it is calculated before this month's inflation rate was released. Sell-sell fund performance and gross benchmark returns, both including reinvested income. Lump sum basis.

Rolling 12-Month Return	Highest	Average	Lowest
Fund (Since Inception)	29.7%	9.8%	-7.3%

Cumulative Performance Since Inception



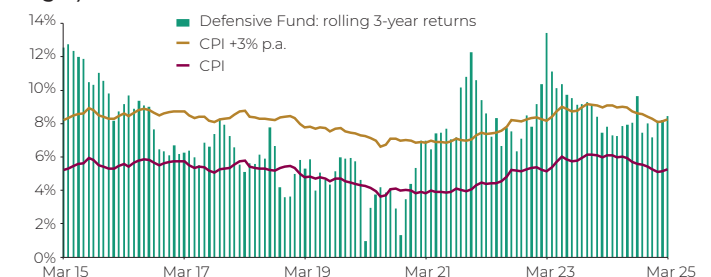
Past performance is no indication of future performance.

Risk Statistics (Since Inception)

Maximum Drawdown	-12.0%
Months to Recover	5
% Positive Months	68.0%
Annual Standard Deviation	6.4%

Risk statistics are calculated based on monthly performance data from inception of the fund.

3-Year Annualised Rolling Returns (Fund vs Benchmark/Performance Target)





OLD MUTUAL MULTI-MANAGERS DEFENSIVE LIFE FUND

MARCH 2025

MONTHLY PERFORMANCE HISTORY

	Jan	Feb	Mar	Apr	May	Jun	Jul	Aug	Sep	Oct	Nov	Dec	YTD
2021	2.41%	3.55%	-0.60%	1.47%	1.41%	0.60%	1.19%	1.41%	-2.66%	5.51%	0.11%	2.90%	18.5%
2022	-1.89%	-0.28%	-0.74%	-1.25%	0.05%	-2.86%	2.92%	-0.35%	-2.12%	3.15%	3.17%	-0.33%	-0.8%
2023	4.79%	-0.17%	-1.17%	1.14%	-0.34%	1.66%	0.75%	0.38%	-2.66%	-1.63%	6.14%	1.67%	10.7%
2024	0.25%	0.90%	0.34%	-0.01%	1.29%	2.36%	1.42%	1.75%	1.64%	-0.70%	1.72%	0.50%	12.0%
2025	0.93%	-0.23%	-0.07%										0.6%

OTHER INVESTMENT CONSIDERATIONS

INITIAL CHARGES:

There is no initial administration charge on the fund.

ONGOING

Annual service fee	1.50%
--------------------	-------

Other charges incurred by the fund, and deducted from its portfolio, are included in the TER.

Total Expenses

Total Expense Ratio (TER)	1.72%
Transaction Cost (TC)	0.08%
Total Investment Charge*	1.80%

TER is a historic measure of the impact the deduction of management and operating costs has on a fund's value. A higher TER does not necessarily imply a poor return, nor does a low TER imply a good return. The current TER, which includes the annual service fee, may not necessarily be an accurate indication of future TERs. Transaction Cost (TC) is a necessary cost in administering the fund and impacts fund returns. It should not be considered in isolation as returns may be impacted by many other factors over time including market returns, the type of fund, the investment decisions of the investment manager and the TER.

* This includes:

- The fund of funds' service fees.
- The service fee of underlying funds.
- Where underlying funds charge implicit performance fees, unit holders may carry these performance fees regardless of whether the top tier fund or mandate has outperformed its own performance fee benchmark.
- Other charges incurred by the underlying funds, which are deducted from their portfolios.

Helpline +27 21 524 4430 Fax +27 21 441 1199 Internet www.ommultimanagers.co.za Email ommmclientquery@ommm.co.za

The information and opinions contained in this guide are made in good faith and are based on sources believed to be reliable, but no representation or warranty, express or implied, is made as to their accuracy, completeness or correctness. The opinions expressed herein are not intended to serve as authoritative investment advice and should not be used in substitution for the exercise of own judgement. The price of shares/units and any income from them may fall as well as rise. Past performance or fund benchmark performance is not necessarily a guide to the future and investors may not get back the full amount invested. When a subscription involves a foreign exchange transaction, it may be subject to the fluctuations of currency values. Exchange rates may also cause the value of underlying overseas investments to go down or up. It should be noted that investments within the fund may not be readily marketable. It may therefore be difficult for an investor to withdraw from the fund or to obtain reliable information about its value and the extent of the risks to which it is exposed.