



OLD MUTUAL MULTI-MANAGERS MANAGED

31 JANUARY 2025

SOLUTION INFORMATION

INCEPTION DATE:	1 April 2010
ASSETS UNDER MANAGEMENT:	R4 239 259 370
BENCHMARK:	Median of Alexforbes Global Large Manager Watch
REGULATION 28 COMPLIANT:	Yes

INVESTMENT DESCRIPTION AND OBJECTIVE

The portfolio aims to outperform the median of the AlexForbes Global Large Manager Watch (AFLMW). The underlying asset managers manage multi-asset class (balanced) mandates including listed shares, listed property, bonds and cash, both in South Africa and globally. The portfolio may also invest in alternative assets including, for example, hedge funds and private equity. The portfolio is suitable for investors with a long-term time horizon as it has high exposure to growth assets such as equities and property and low exposure to income-generating asset classes. The portfolio is offered to investors through a life policy.

TOTAL EXPENSE RATIO (TER) AND TRANSACTION COSTS (TC) (AS AT SEPTEMBER 2024)

	OMMM Managed
Investment Management Charge (IMC)	0.79%
Performance Fee*	0.01%
Total Expense Ratio (TER)	0.80%
Transaction Costs (TC)**	0.19%
Total Investment Charges (TIC)	0.99%

* Performance Fees are charged on alternative assets and assets held with external investment managers outside of the Old Mutual Group.
 ** Transaction Costs are costs incurred in the buying and selling of the underlying assets. The numbers quoted above are calculated over a rolling one-year period, annualised and disclosed quarterly. The OMMM Managed Fund fee is charged on a sliding fee scale per client and individual client TICs are available on request.

INVESTMENT MANAGER ALLOCATION

Investment Manager	Allocation
Coronation Balanced	29.8%
M&G Balanced	29.0%
Ninety One Balanced	18.9%
Allan Gray Balanced	19.6%
OM Private Equity	2.7%

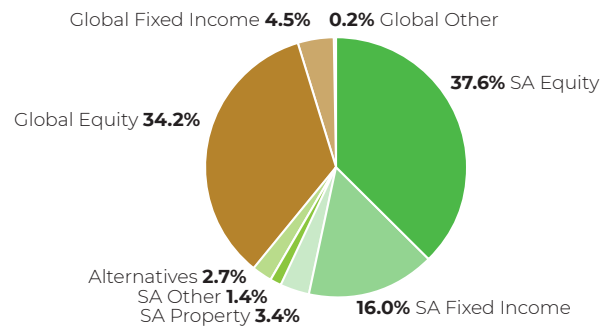
Source: Old Mutual Multi-Managers

5 YEAR ANNUALISED RISK AND RETURNS

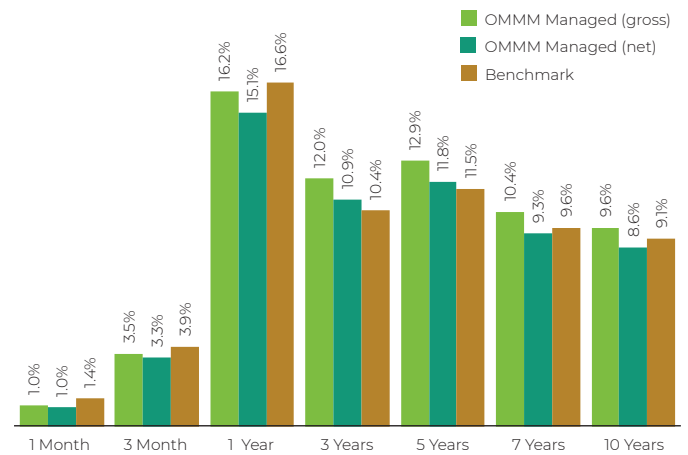
	Asset Class	Return	Std Dev
OMMM Managed		12.9%	8.8%
JSE SWIX		10.4%	12.7%
All Bond Index	SA Fixed Income	9.4%	5.6%
STeFI Composite	SA Cash	6.2%	1.8%
FTSE/JSE Africa SA List Prop (SAPY)	SA Property	5.2%	30.1%
MSCI World (ZAR)	Global Equity	17.5%	11.0%
JSE Capped SWIX	SA Equity	11.4%	15.3%

Sources: Old Mutual Multi-Managers/l-Net

ACTUAL ASSET ALLOCATION



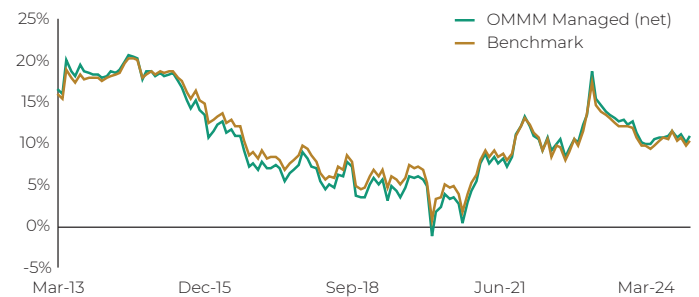
HISTORICAL RETURNS



Gross returns are before deduction of all fees but after transaction costs.
 Net returns are after deduction of fees for OMMM and underlying managers.
 Returns for periods greater than 1 year are annualised.

Sources: Old Mutual Multi-Managers/l-Net

3 YEAR ROLLING RETURNS



Sources: Old Mutual Multi-Managers/l-Net

"CPI" refers to the SA Consumer Price Index headline year-on-year rate as provided by Statistics South Africa but lagged by one month due to the timing of the release of the latest inflation figures.

CONTACT US +27 21 524 4826 | EMAIL ommmclientquery@ommm.co.za | INTERNET www.ommultimanagers.co.za

Old Mutual Multi-Managers is a Division of Old Mutual Life Assurance Company (South Africa) Limited. A licensed Financial Services Provider and Life Insurer. Investors' rights and obligations are set out in the relevant contracts. Market fluctuations and changes in rates of exchange or taxation may have an effect on the value, price or income of investments. Since the performance of financial markets fluctuates, an investor may not get back the full amount invested. Past performance is not necessarily a guide to future investment performance. Guarantees on returns and against capital losses are not provided. All returns are rand returns unless otherwise stated. Whilst every care has been taken in compiling the information in this document, the information is not advice and Old Mutual Multi-Managers and/or its associates do not give any warranty as to the accuracy or completeness of the information provided and disclaim all liability for any loss or expense, however caused, arising from any use of or reliance upon the information.

Old Mutual Multi-Managers compliant presentations and a list of composite descriptions as well as policies for valuing portfolios, calculating performance and preparing compliant presentations are all available upon request.