



OLD MUTUAL MULTI-MANAGERS MONEY MARKET

28 FEBRUARY 2025

SOLUTION INFORMATION

| | |
|---------------------------------|-------------------|
| INCEPTION DATE: | 1 August 2000 |
| ASSETS UNDER MANAGEMENT: | R437 062 667 |
| BENCHMARK: | STeFI 3-month |
| TARGET: | STeFI + 0.5% p.a. |
| REGULATION 28 COMPLIANT: | Yes |

INVESTMENT DESCRIPTION AND OBJECTIVE

The portfolio has a benchmark of STeFI 3-month and targets returns of 0.5% p.a. above STeFI 3-month (after fees) over periods of 12 months and longer. It invests in short-term money market instruments with a duration of up to 12 months. The solution is offered to investors through a life policy.

TOTAL EXPENSE RATIO (TER) AND TRANSACTION COSTS (TC) (AS AT SEPTEMBER 2024)

| | OMMM Money Market |
|--------------------------------------|-------------------|
| Investment Management Fee (IMF) | 0.22% |
| Performance Fee* | N/A |
| Total Expense Ratio (TER) | 0.22% |
| Transaction Costs (TC)** | 0.00% |
| Total Investment Charge (TIC) | 0.22% |

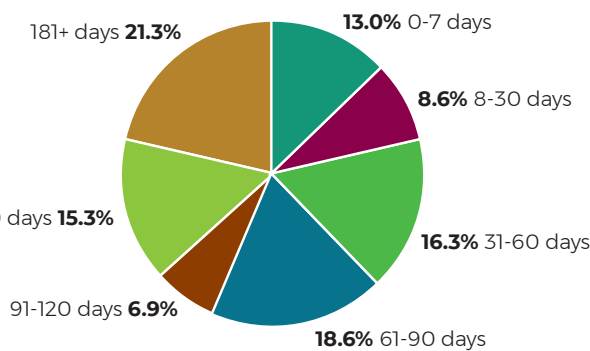
* Transaction Costs are costs incurred in the buying and selling of the underlying assets.

INVESTMENT MANAGER ALLOCATION

| Manager | Allocation |
|--------------|------------|
| Futuregrowth | 49.8% |
| Prescient | 50.2% |

Source: Old Mutual Multi-Managers

MATURITY PROFILE



Source: Old Mutual Multi-Managers

COMMENTARY

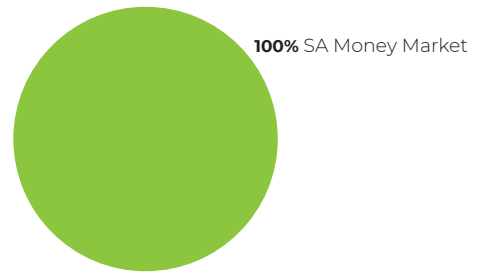
The Fund is conservatively managed, and investments are limited to high-quality instruments. Investments within this Fund have a maturity of less than 13 months and a weighted average legal maturity not exceeding 120 days. The Fund's latest maturity position has not exceeded 120 days. The Fund's investments are well diversified across a number of issuers and instruments and are therefore considered less risky than a deposit with any one bank. 97% of the strategy was exposed to FI/FI+ rated investments, in other words, a highly rated investment.

CONTACT US +27 21 524 4826 | **EMAIL** ommmclientquery@ommm.co.za | **INTERNET** www.ommultimanagers.co.za

Old Mutual Multi-Managers is a Division of Old Mutual Life Assurance Company (South Africa) Limited. A licensed Financial Services Provider and Life Insurer. Investors' rights and obligations are set out in the relevant contracts. Market fluctuations and changes in rates of exchange or taxation may have an effect on the value, price or income of investments. Since the performance of financial markets fluctuates, an investor may not get back the full amount invested. Past performance is not necessarily a guide to future investment performance. Guarantees on returns and against capital losses are not provided. All returns are rand returns unless otherwise stated. Whilst every care has been taken in compiling the information in this document, the information is not advice and Old Mutual Multi-Managers and/or its associates do not give any warranty as to the accuracy or completeness of the information provided and disclaim all liability for any loss or expense, however caused, arising from any use of or reliance upon the information.

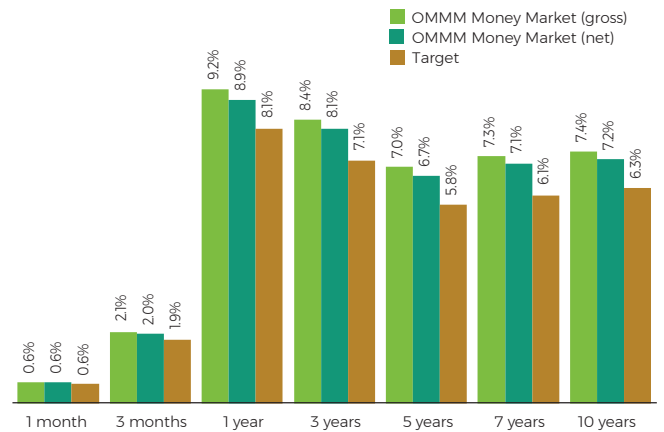
Old Mutual Multi-Managers compliant presentations and a list of composite descriptions as well as policies for valuing portfolios, calculating performance and preparing compliant presentations are all available upon request.

ASSET ALLOCATION



Source: Old Mutual Multi-Managers

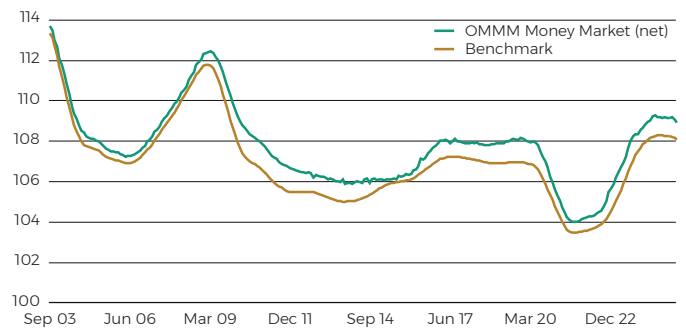
HISTORICAL RETURNS



Gross returns are before deduction of all fees but after transaction costs. Net returns are after deduction of fees for OMMM and underlying managers.

Sources: Old Mutual Multi-Managers/I-Net

12-MONTH ROLLING RETURNS



Sources: Old Mutual Multi-Managers/I-Net